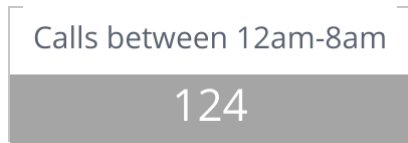


# Fairview Fire Department

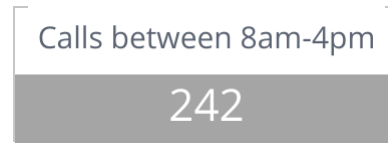
Total Count of Numbers For Date Range

Total Number of Calls: **608**

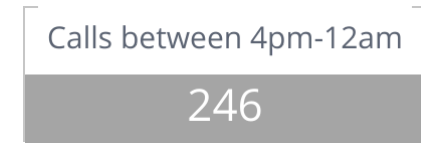
Night Calls



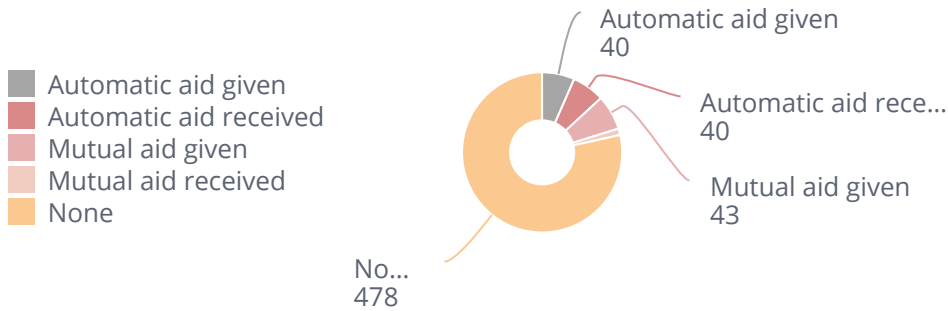
Day Calls



Evening Calls



Mutual Aid



Incident Count by Station



# Fairview Fire Department

Calls by Category each Month

Incident Type Group		
	01/2022	02/2022
100 - Fire	3	
300 - Rescue & EMS	4	
400 - Hazardous Condition	2	
500 - Service Call	11	
600 - Good Intent Call	11	
700 - False Alarm	19	
800 - Severe Weather & Natural Disaster		
<b>Grand Total</b>	<b>50</b>	

Estimated Property Loss

Incident Number	Property Value	Property Lost	Proper... Saved	Percentage Saved
22-0000017	\$1,500	\$1,500	0%	0%
22-0000062	\$96,500	\$75,000	2,150,000%	22.28%
22-0000093	\$275,000	\$60,000	21,500,00...	78.18%
22-0000099	\$150,000	\$500	14,950,00...	99.67%
22-0000146	\$7,500	\$7,500	0%	0%
22-0000187	\$90,000	\$500	8,950,000%	99.44%
22-0000191	\$9,500	\$3,500	600,000%	63.16%
22-0000214	\$1,000	\$1,000	0%	0%