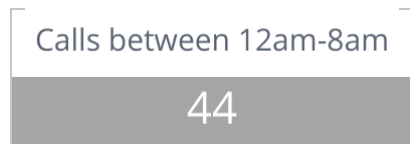


Fairview Fire Department

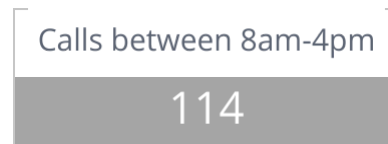
Total Count of Numbers For Date Range

Total Number of Calls: 259

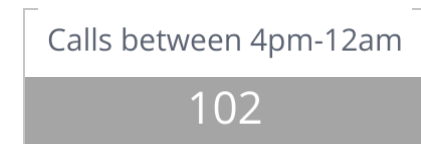
Night Calls



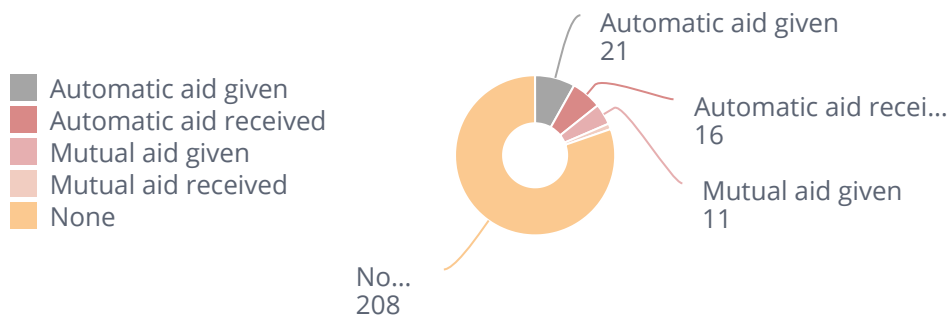
Day Calls



Evening Calls



Mutual Aid



Incident Count by Station



Calls by Category each Month

Incident Type Group		
	01/2024	02/2024
100 - Fire	2	8
300 - Rescue & EMS	3	2
400 - Hazardous Condition	8	2
500 - Service Call	16	3
600 - Good Intent Call	9	17
700 - False Alarm	14	18
800 - Severe Weather & Natural Disaster		
Grand Total	52	50

Estimated Property Loss

Incident Number	Property Value	Proper... Saved	Property Lost	Percentage Saved
24-00041	\$3,500	\$300	\$3,200	8.57
24-00060	\$1,100,000	\$1,080,000	\$20,000	98.18
24-00086	\$305,000	\$230,000	\$75,000	75.41
24-00098	\$5,000	\$0	\$5,000	0
24-00169	\$115,000	\$0	\$115,000	0
24-00225	\$163,800	\$49,140	\$114,660	30.0
Grand Total	\$1,692,300	\$1,359,440	\$332,860	80.3