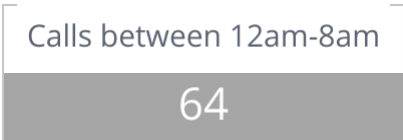


# Fairview Fire Department

Total Count of Numbers For Date Range

Total Number of Calls: 382

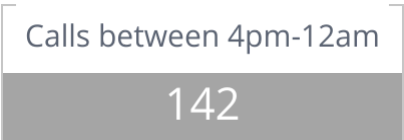
Night Calls



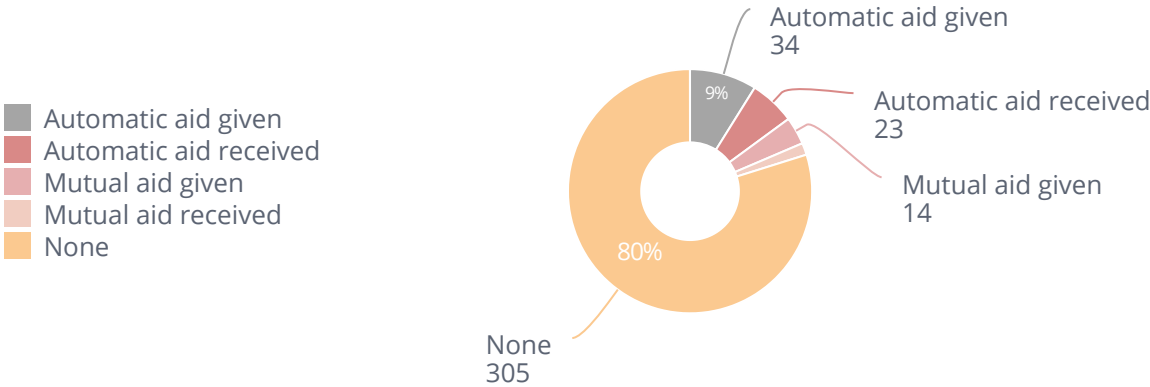
Day Calls



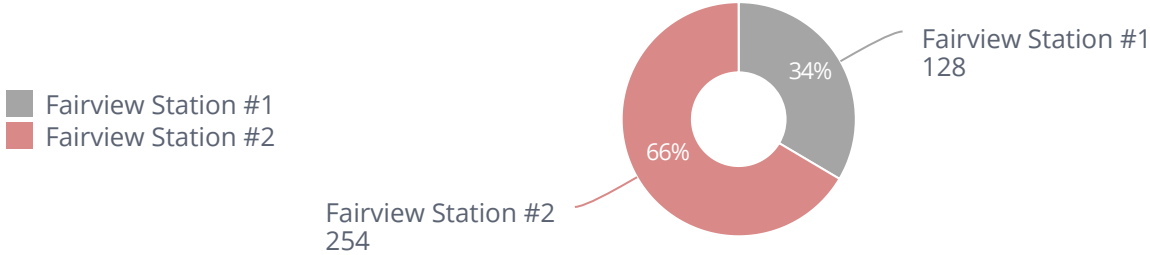
Evening Calls



Mutual Aid



Incident Count by Station



Calls by Category each Month

Incident Type Group	Count of Incidents							
	01/2024	02/2024	03/2024	04/2024	05/2024	06/2024	07/2024	08/2024
100 - Fire	2	8	3	3	2	7	4	
300 - Rescue & EMS	3	2		1	4	7	3	
400 - Hazardous Condition	8	2	7	13	9	8	10	1
500 - Service Call	16	3	11	15	9	9	13	1
600 - Good Intent Call	9	17	10	12	14	10	12	
700 - False Alarm	14	18	13	13	18	16	15	6
800 - Severe Weather & Natural Disaster					1		1	
<b>Grand Total</b>	52	50	44	57	57	57	58	8

Estimated Property Loss

Incident Number	Property Value	Proper... Saved	Property Lost	Percentage Saved
24-00041	\$3,500	\$300	\$3,200	8.57%
24-00060	\$1,100,000	\$1,080,000	\$20,000	98.18%
24-00086	\$305,000	\$230,000	\$75,000	75.41%
24-00098	\$5,000	\$0	\$5,000	0%
24-00169	\$115,000	\$0	\$115,000	0%
24-00225	\$163,800	\$49,140	\$114,660	30.0%
24-00274	\$45,000	\$40,000	\$5,000	88.89%
24-00301	\$282,600	\$277,600	\$5,000	98.23%
24-00303	\$145,200	\$95,200	\$50,000	65.56%
24-00305	\$129,800	\$71,800	\$58,000	55.32%
24-00315	\$11,500	\$0	\$11,500	0%
24-00365	\$950,000	\$880,000	\$70,000	92.63%
<b>Grand Total</b>	<b>\$3,256,400</b>	<b>\$2,724,040</b>	<b>\$532,360</b>	<b>83.65%</b>