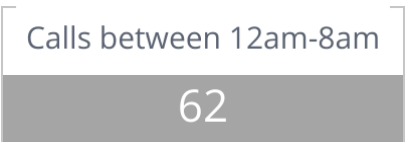


Fairview Fire Department

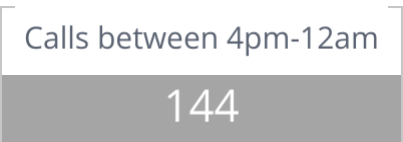
Total Count of Numbers For Date Range

Total Number of Calls: 352

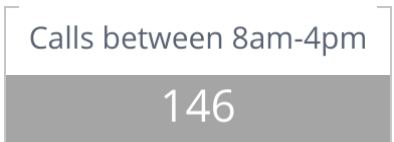
Night Calls



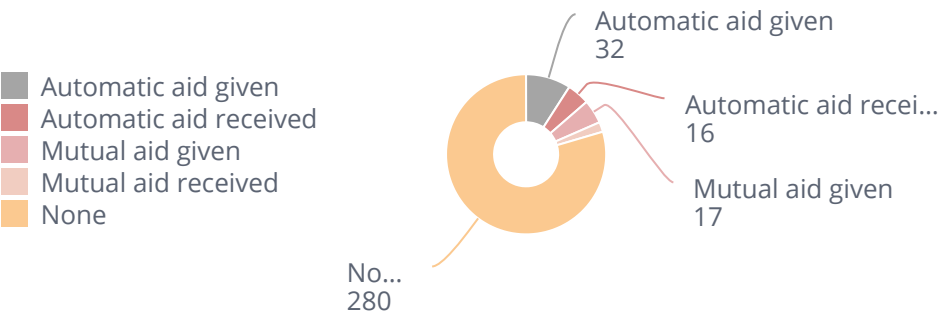
Evening Calls



Day Calls



Mutual Aid



Incident Count by Station



Calls by Category each Month

Incident Type Group	Count of Incidents						
	01/2025	02/2025	03/2025	04/2025	05/2025	06/2025	07/2025
100 - Fire	5	4	7	1	3	5	
300 - Rescue & EMS	3		2	2	3	2	
400 - Hazardous Condition	4	3	16	5	9	9	2
500 - Service Call	15	9	12	9	9	11	7
600 - Good Intent Call	13	9	11	11	10	10	3
700 - False Alarm	12	22	28	24	15	21	3
800 - Severe Weather & Natural Disaster		1	2				
Grand Total	52	48	78	52	49	58	15

Estimated Property Loss

Incident Number	Property Value	Proper... Saved	Property Lost	Percentage Saved
25-00003	\$134,300	\$119,300	\$15,000	88.83%
25-00004	\$431,000	\$421,000	\$10,000	97.68%
25-00022	\$500,000	\$499,000	\$1,000	99.80%
25-00023	\$129,700	\$109,700	\$20,000	84.58%
25-00039	\$153,200	\$143,200	\$10,000	93.47%
25-00081	\$194,200	\$179,200	\$15,000	92.28%
25-00093	\$22,000	\$17,000	\$5,000	77.27%
25-00095	\$5,000	\$3,000	\$2,000	60.0%
25-00102	\$595,000	\$593,000	\$2,000	99.66%
25-00104	\$243,200	\$231,200	\$12,000	95.07%
25-00115	\$223,500	\$198,500	\$25,000	88.81%
25-00265	\$1,010,022	\$0	\$1,010,022	0%
25-00293	\$1,500	\$0	\$1,500	0%
25-00317	\$32,000	\$17,000	\$15,000	53.13%
25-00321	\$6,000	\$0	\$6,000	0%
Grand Total	\$3,680,622	\$2,531,100	\$1,149,522	68.77%