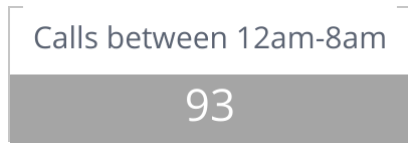


# Fairview Fire Department

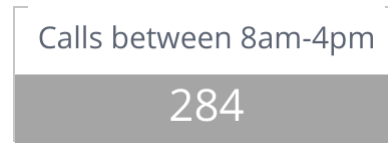
Total Count of Numbers For Date Range

Total Number of Calls: **643**

Night Calls



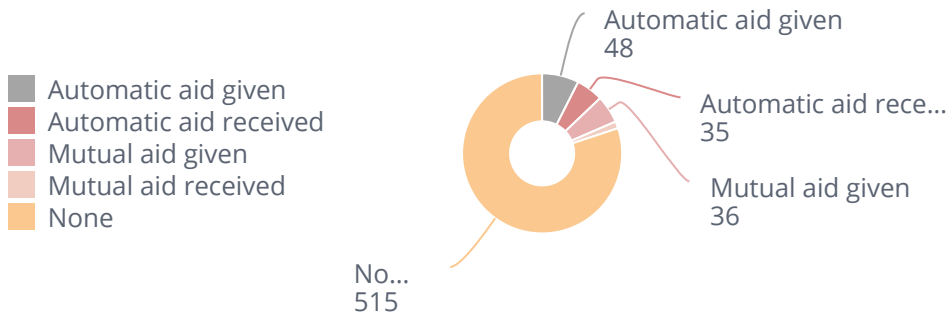
Day Calls



Evening Calls



Mutual Aid



Incident Count by Station



# Fairview Fire Department

Calls by Category each Month

Incident Type Group		
	01/2023	02/2023
100 - Fire	4	
300 - Rescue & EMS	1	
400 - Hazardous Condition	1	
500 - Service Call	5	
600 - Good Intent Call	8	
700 - False Alarm	21	
800 - Severe Weather & Natural Disaster		
<b>Grand Total</b>	<b>40</b>	

Estimated Property Loss

Incident Number	Property Value	Property Lost	Proper... Saved	Percentage Saved
23-000016	\$165,000	\$165,000	0%	0%
23-0000133	\$11,000	\$11,000	0%	0%
23-0000168	\$4,012,750	\$25,000	398,775,0...	99.38%
23-0000173	\$3,000	\$250	275,000%	91.67%
23-0000189	\$50,000	\$1,500	4,850,000%	97.00%
23-0000223	\$5,000,000	\$500	499,950,0...	99.99%
23-0000226	\$200	\$200	0%	0%
23-0000233	\$2,000	\$1,000	100,000%	50.0%